

e-Ergo: ergonomics at your fingertips

Work injury prevention and product quality all improve with good workstation design.

Free to our policyholders, MEMIC's e-Ergo conveniently provides the tools and solutions to overcome everyday ergonomic challenges in the office, manufacturing, healthcare and manual material handling work environments. In a competitive world economy, fixing the problem right now is essential and improving worker comfort and efficiency is key to a healthy and successful business.

For the office worker, with just 5 quick photos emailed to one of MEMIC's ergonomists, we can begin to identify your risk factors and provide solutions within 48 hours.

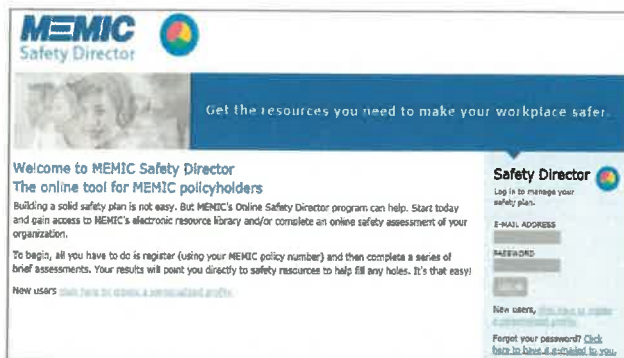


For manufacturing and production a short video will get you started.

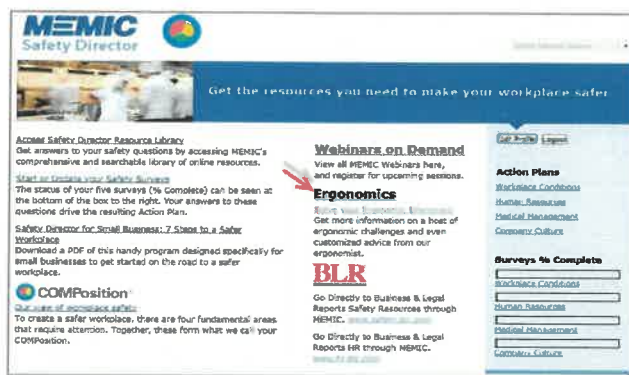


In manufacturing, healthcare and manual material handling environments, the work is dynamic and the best way to review and analyze these jobs is through a short 30-second video clip of the job task. Your video allows us to see the critical demands and essential functions within the work tasks so our experts can identify risks and exposures and provide reasonable suggestions for ergonomic improvement.

- 1 Go to www.memicsafety.com and log in. If you are a new user, click on the link under the LOG IN button.



- 2 Click on the Ergonomics link on the home page.



- 3 Click on "Need a Workplace Assessment?" for instructions, form and contact info.

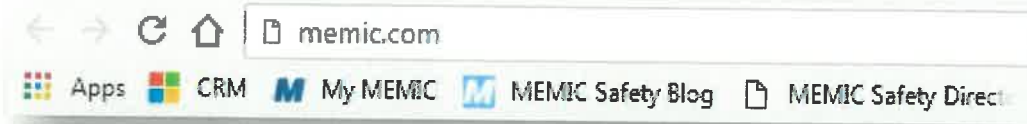


MEMIC

How to Access Safety Director, Safety BLR, and HR BLR

MEMIC's Online Resources

1. Open your web browser and go to "memic.com"



- This brings you to the MEMIC website. Here, you can report an injury, manage claims, pay your bill, and look at other information and services MEMIC has to offer.

2. Click the "Workplace Safety" link in the upper right of the screen.



- Here you can log in to Safety Director, view upcoming workshops and webinars, access our resource and video lending library, and view the safety blog.

3. Click "Safety Director Login"



- You might want to bookmark this page to your browser bar to save time next time you log in.

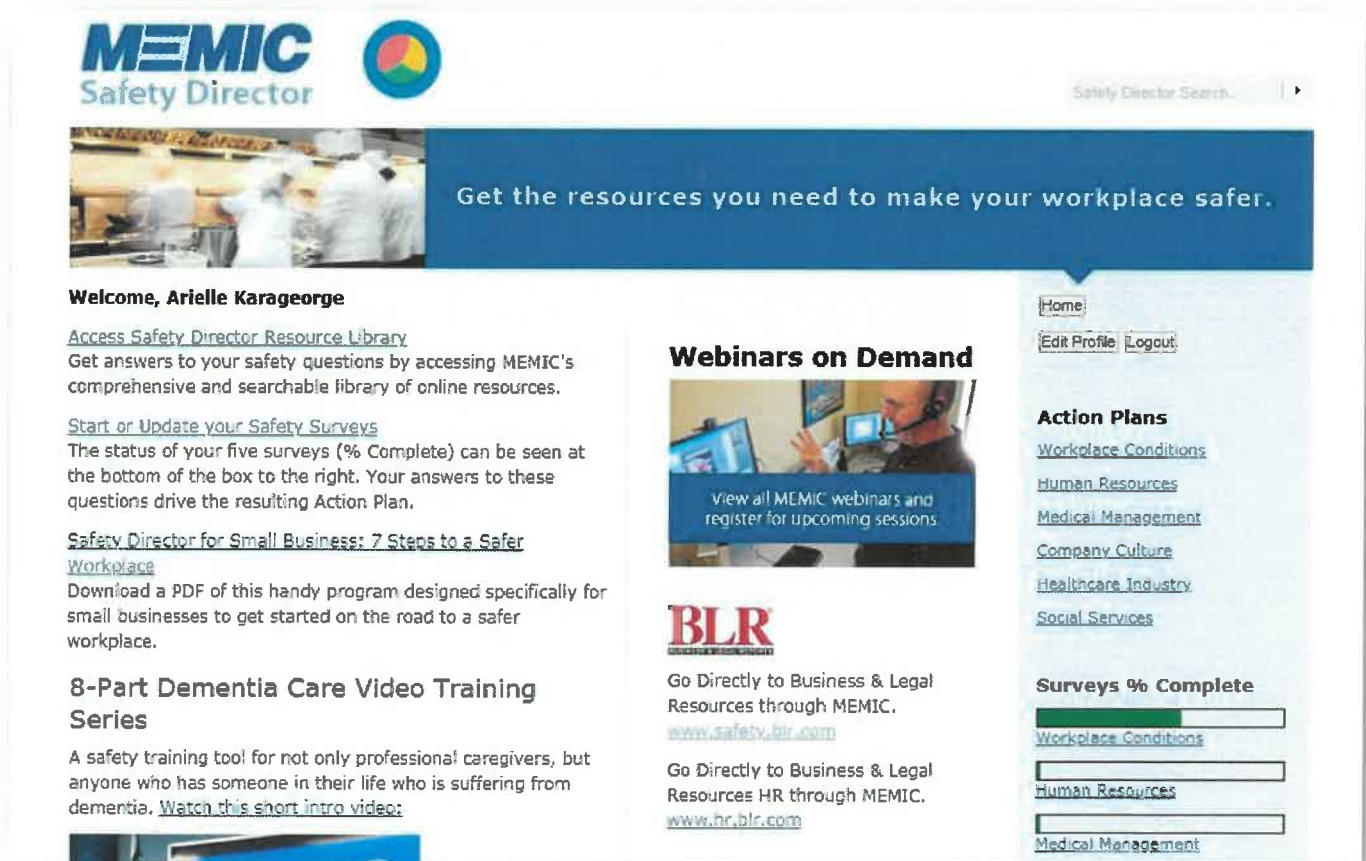
How to Access Safety Director, Safety BLR, and HR BLR MEMIC's Online Resources

4. Type in your email address and password and click "LOG IN".



- To create a new profile click the "click here to create a personalized profile" link.

5. This is the Safety Director Homepage. From here, you can access the Safety Director Resource Library, safety surveys, Safety and HR BLR, and more.



How to Access Safety Director, Safety BLR, and HR BLR

MEMIC's Online Resources

6. To get to Safety or HR BLR, just click the link. You are already logged in through Safety Director so you will be brought right to the homepage.

